







Campus Parking Map

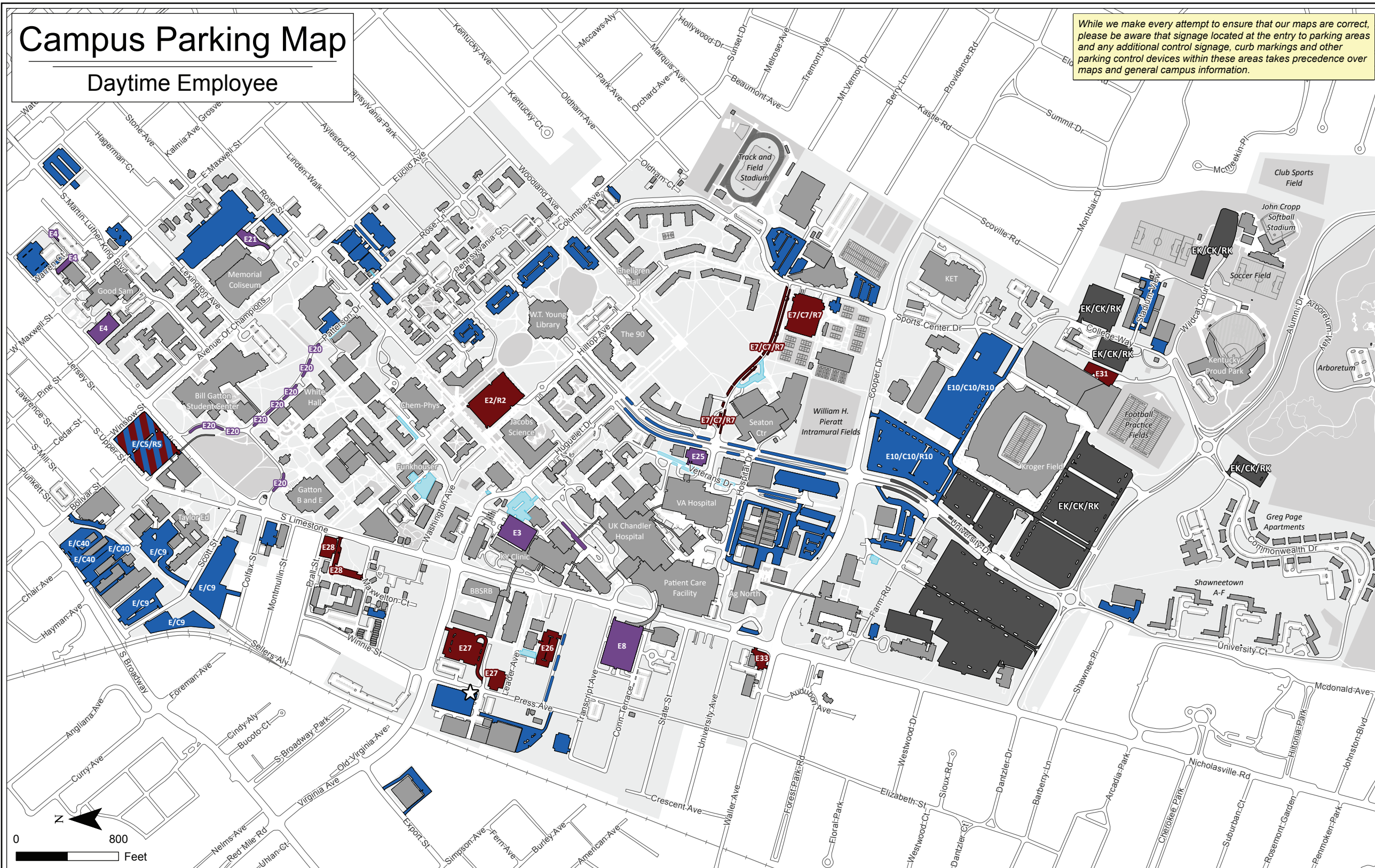
Daytime Employee

While we make every attempt to ensure that our maps are correct, please be aware that signage located at the entry to parking areas and any additional control signage, curb markings and other parking control devices within these areas takes precedence over maps and general campus information.

Employee Parking Permit Authorized Areas

Monday - Friday
5:00 a.m. - 3:30 p.m.
For parking designations for all other times, refer to the Off-Peak Map

-  Reserved
-  Core
-  Intermediate
-  Periphery
-  ADA Accessible
(UK Permit)
-  Transportation Services
Main Office



Data Source: Transportation Services (Fall 2024)
Created by UK Facilities Information Services
Geospatial.Requests@uky.edu
REV: 20240501