







Campus Parking Map

Daytime Employee

While we make every attempt to ensure that our maps are correct, please be aware that signage located at the entry to parking areas and any additional control signage, curb markings and other parking control devices within these areas takes precedence over maps and general campus information.

Employee Parking Permit Authorized Areas

Monday - Friday
5:00 a.m. - 3:30 p.m.
For parking designations for all other
times, refer to the Off-Peak Map

-  Reserved
-  Core
-  Intermediate
-  Periphery
-  ADA Accessible
(UK Permit)
-  Transportation Services
Main Office

Note: The Sports Center Garage
will be closed during summer months



Data Source: Transportation Services (Summer 2025)
Created by UK Facilities Information Services
Geospatial.Requests@uky.edu
REV: 20250611

